

GONDOLA/WALL SHELVING



madix™
STORE FIXTURES

www.madixinc.com



Gondola shelving with Sliding Door Kits.



Madix accomodates many retail decors.



Gondola with End Merchandisers and Freestanding Metal End Flats used as End Caps.

Gondola/Wall Shelving


Madix's Gondola/Wall Shelving provides retailers with a number of options for customizing each store's fixture layout. Whether you need Gondolas, Wall Shelving, End Caps, or Three- and Four-Way Merchandisers; Madix manufactures components engineered of materials and finishes that complement varying retail styles.



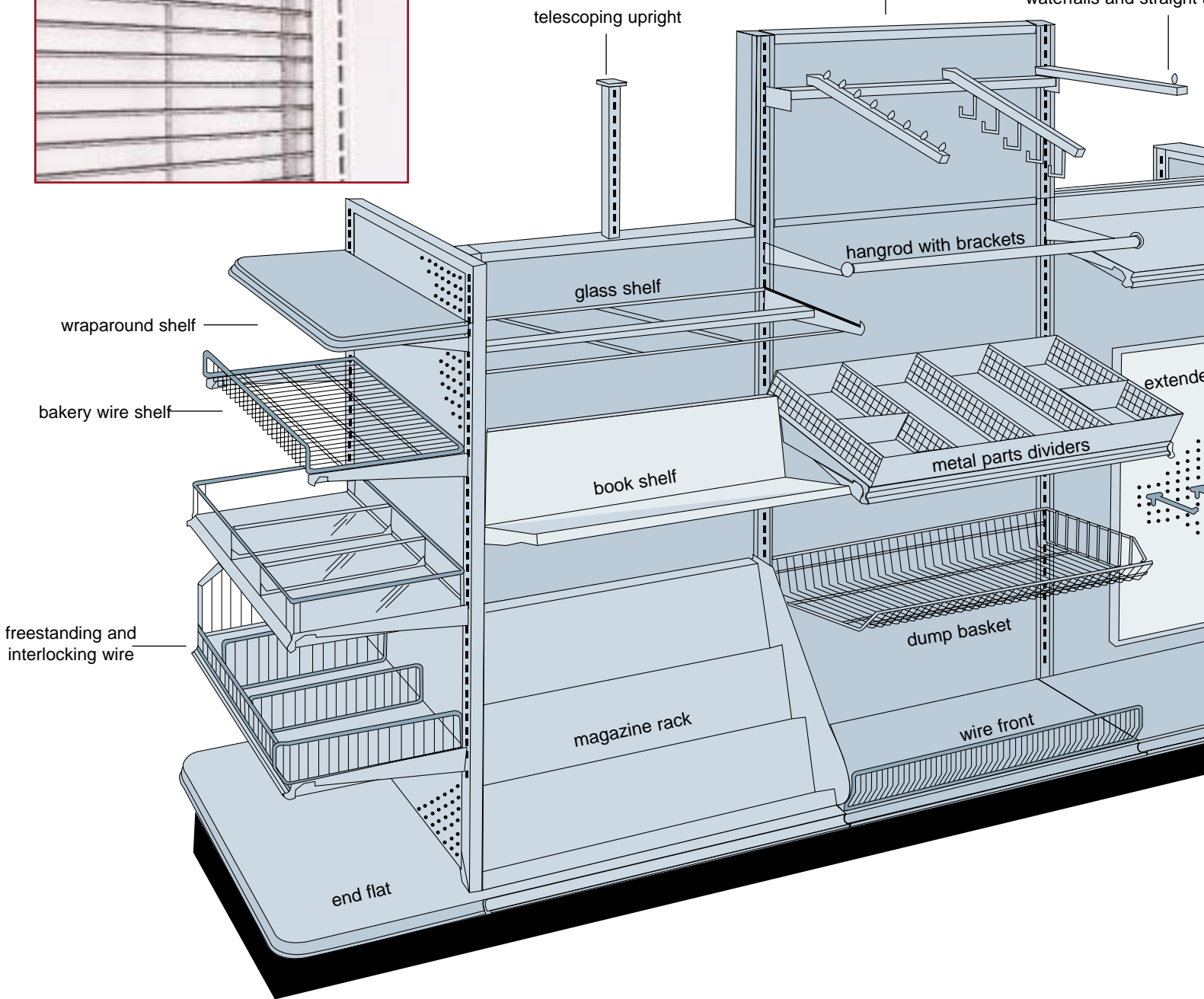
Modified Wire Truss Shelving.



Gondola/Wall Shelving using Upper Shelves with Book Shelf Backs and 7° Uptilt Wire Hangers.




pegboard, wire, hardboard backs (slatwall, mylar, mirror or grooved pegboard optional)



Radius Front Shelves.



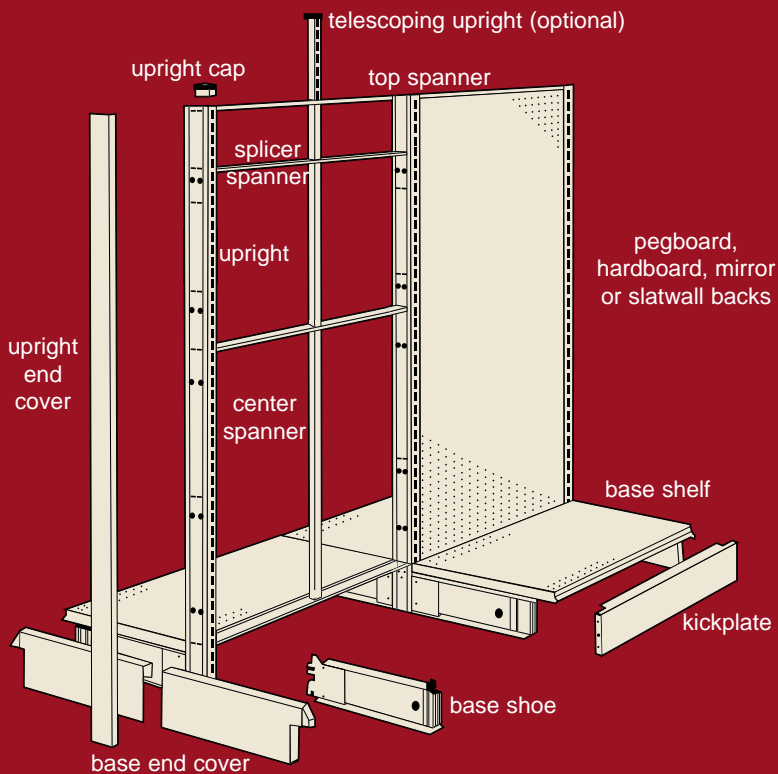
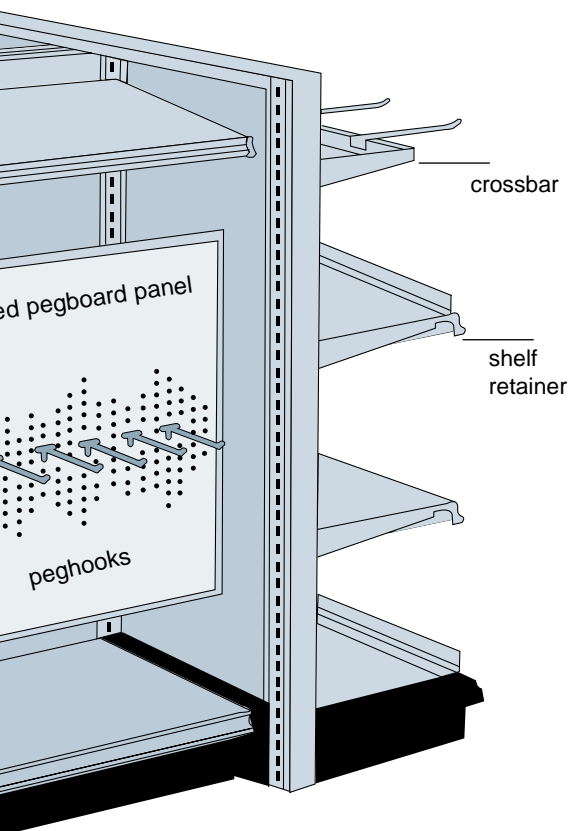
Step Back Shelves.



Madix offers many shelf options.


Gondola/Wall Shelving

arm displayer



Standard Upper Shelf

- Easy, interlocking installation... no nuts or bolts.
- Three position bracket allows for either straight, 15°, or 30° downslope.
- Strong, slim bracket design.
- Integral tag molding.
- Perforated to accept all standard shelf accessories such as binning and wire dividers.
- Available in 3' (91 cm) or 4' (122 cm) widths and depths from 8" (20 cm) to 30" (76 cm) in 2" (5 cm) increments.



Catalog Sizes – other sizes available

Wall or Gondola heights: 36" (91 cm), 42" (107 cm), 48" (122 cm), 54" (137 cm), 60" (152 cm), 66" (168 cm), 72" (183 cm), 78" (198 cm), 84" (213 cm), 90" (229 cm), 96" (244 cm)

Base Shoe/Base Shelf depths: 12" (30 cm), 14" (36 cm), 16" (41 cm), 18" (46 cm), 20" (51 cm), 22" (56 cm), 24" (61 cm), 26" (66 cm), 28" (71 cm), 30" (76 cm)

Section Widths: 36" (91 cm), 48" (122 cm)

Upper Shelf depths: 8" (20 cm), 10" (25 cm), 12" (30 cm), 14" (36 cm), 16" (41 cm), 18" (46 cm), 20" (51 cm), 22" (56 cm), 24" (61 cm), 26" (66 cm), 28" (71 cm), 30" (76 cm)



Meticulously engineered, Gondola/Wall Shelving features high tensile steel uprights that are slotted one inch on center for convenient shelf placement. Built-in levelers and snap-together parts make installation simple while yielding an exceptional load capacity.



Three-Way End Merchandiser.

The thousands of accessories available for Gondola/Wall Shelving address the particular needs of each store. All parts and accessories install easily.

Madix's shelves are strong and versatile. Each shelf has slim, sturdy, multi-position steel brackets that allow the shelf to be used in multiple merchandising arrangements. The shelf diversity provides increased product visibility while reducing the wasted space caused by bulky brackets.



Standard Upper Shelves, UTS, with lighted canopy.



Primary Product Lines

HEAVY-DUTY RACKING



Madix manufactures heavy-duty product lines including Hypermaxi, Maxispan, Omega, Pallet Rack, and Wide Span. Each system varies in its features and ability to handle heavy loads.

PHARMACY SHELVING




Counter units, and modular pharmacy shelving. Coupled with Gondola/Wall Shelving, these systems provide retailers with solutions for shopping areas as well as the workspace behind the counters.

SPECIALTY DISPLAYS



Madix produces special displays for many retail applications, including music/book/video, household plants, soft goods, bicycles, cosmetics, and more.

STORAGE SHELVING



Each line is versatile, economical, and assembles easily.

TUBE LINE SHELVING



Mass merchandisers and smaller retailers will appreciate the Tube Line's design, especially the fact that it requires fewer parts than traditional systems.

COUNTERS/ REGISTER STANDS/ SHOWCASES



Several types of wood service counters, service ledges, register stands, and corner fills are available.

FREESTANDING DISPLAYS



Merchandisers, rolling displayers, platforms, tables, and dump bins. Retailers position these displays away from wall and aisle runs or where selling opportunities arise.

GONDOLA/ WALL SHELVING



Madix's most popular product line. Offers many sizes, finishes and options. Hundreds of shelves and accessories are available to suit most retail needs.

WORKSTATIONS



Fulfills multiple purposes: office furniture, LAN Workstation, PC Workstation, Industrial work surfaces or store merchandising display.

CABLE TRAYS



Economical cable management solution. Excellent for voice and data systems. High concentrations of cable are easily identified and accessible.



TX Location: 500 Airport Rd • Terrell, TX 75160 USA
Toll Free: 800.776.2349 • Local: 972.563.5744 Fax: 972.563.0792

AL Location: 1537 S. Main St. • Goodwater, AL 35072 USA
Toll Free: 800.633.6282 • Local: 256.839.6354 Fax: 256.839.5608

MA Location: 60 Prospect St. • North Brookfield, MA 01535 USA
Local: 508.867.8933 • Fax: 508.867.0263

Mexico: 001-800-010-0699

www.madixinc.com